

On Some Cuban Psyllidae (Homoptera)

By LEONARD D. TUTHILL, Iowa State College, Ames, Iowa

A small collection of psyllids recently received from Sr. S. C. Bruner of the Agronomic Experiment Station, Santiago de Las Vegas, Cuba, consists of four species, two of which have not been described. The other two species have been known but not previously recorded from Cuba.

Coelocara * *ernstii* Schwarz

Originally described from Venezuela this species came to me correctly determined. The data at hand indicate that it breeds on *Cedrela mexicana*.

Ceropsylla sideroxyli Riley

Recorded heretofore from Florida, Mexico and Puerto Rico the specimens at hand bear data indicating it forms galls on "jocuma."

Katacephala tenuipennis new species †

Figs. 3, 4, 5

Length to tip of folded wings 2.5 to 2.75 mm.

Color: General color brownish yellow. (Light green when alive.) Forewings brown along anal margin from base through apex.

Structure: Body with short pubescence. Head narrower than thorax, very strongly deflexed, somewhat retrorse. Vertex roundly swollen, nearly straight on caudal margin, narrowed anteriorly to prominent frons. Genal processes large, swollen, .6 as long as vertex, smoothly joined to vertex, contiguous except basally. Antennae 1.33 times as long as width of head. Thorax very strongly arched. Pronotum nearly vertical, long, smooth. Forewings 2.5 times as long as wide,

* New name for *Freysuila* Schwarz (*nec Freysuila* Aleman 1891). The name **Coelocara** is formed from the Greek adjective *koilos*—concave and *kara*, G.f. noun—head.

† From *tenuis* -e, L. adj.—slender + *pennis*, L. noun—wing.

broad basally, tapering to slender rounded tips; veins setate, basal vein, $R + M + Cu$ very short, R and $M + Cu$ very short also, marginal cells elongate, cubital much larger than medial, pterostigma prominent. Legs short and stout.

Genitalia: Male genitalia small. Proctiger straight, roundly produced caudad. Forceps as long as proctiger; in lateral view broad basally, tapered to blunt apices, bent cephalad, then caudad; in caudal view slender, sharply incurved apically to blunt, black tips. Female genital segment about as long as rest of abdomen; dorsal valve elongate, slightly downcurved to blunt apex; ventral valve acute, upcurved, slightly shorter than dorsal; both valves with numerous short retrorse setae toward apex.

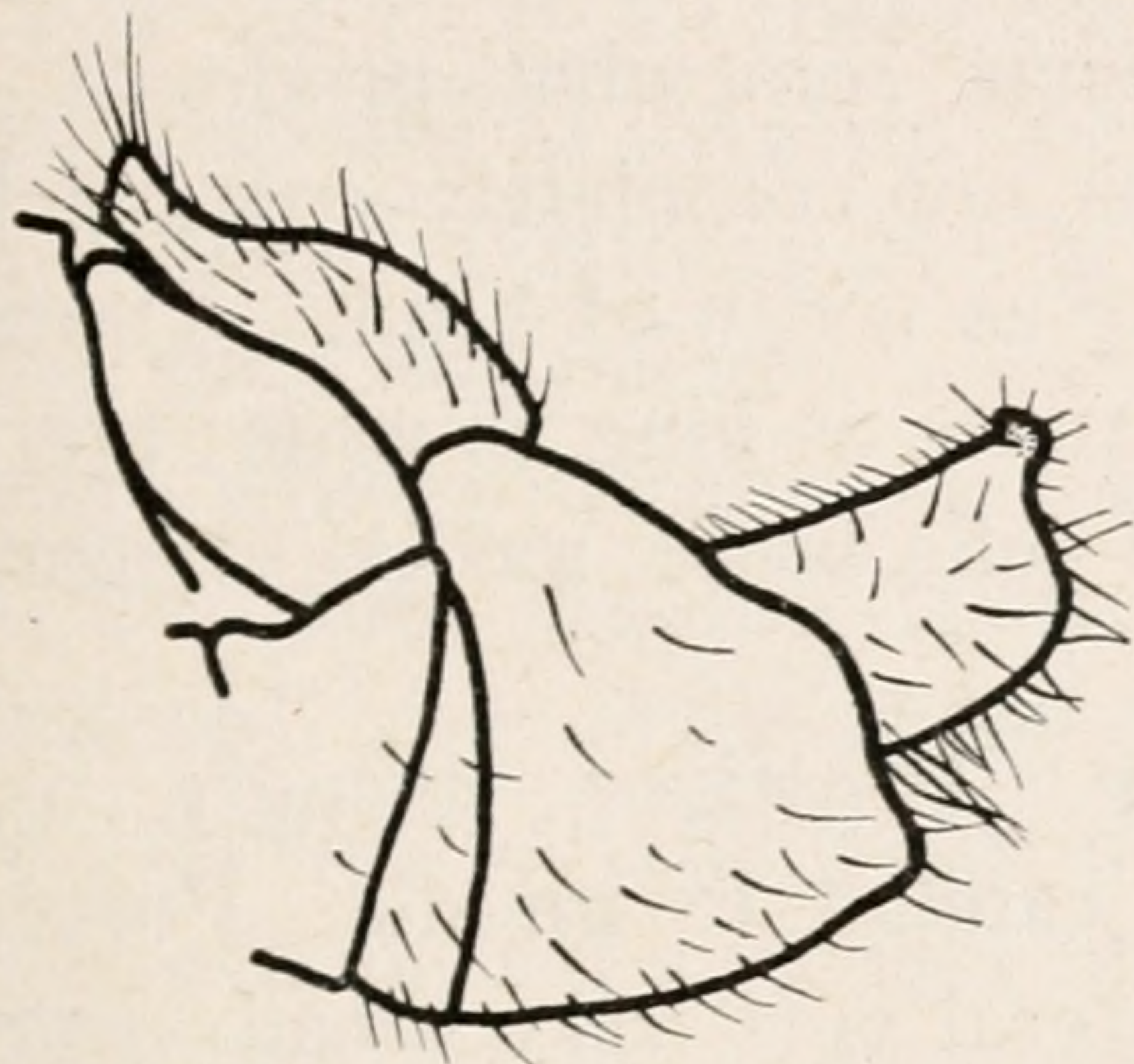
Described from a series of four males and seven females from Wajay and Santiago de las Vegas, Habana, CUBA, A. R. Otero collector. They were found breeding on shoots of "guairaje" (*Eugenia axillaris* (Sw.) Willd.) in February and May and are accompanied by nymphs of several instars. Bruner writes, "The nymphs were present in abundance, largely covered with a white, transparent mucilaginous substance, and the leaves were curled in a manner similar to an aphid attack on some plants." Five females in the United States National Museum are identical with the exception of the presence of two brown spots and an incomplete median line on the prescutum and six brown lines on the scutum. The latter specimens were taken on Key West by E. A. Schwarz in March.

Holotype, male, *allotype*, female, in author's collection. Paratypes in the United States National Museum and author's collection.

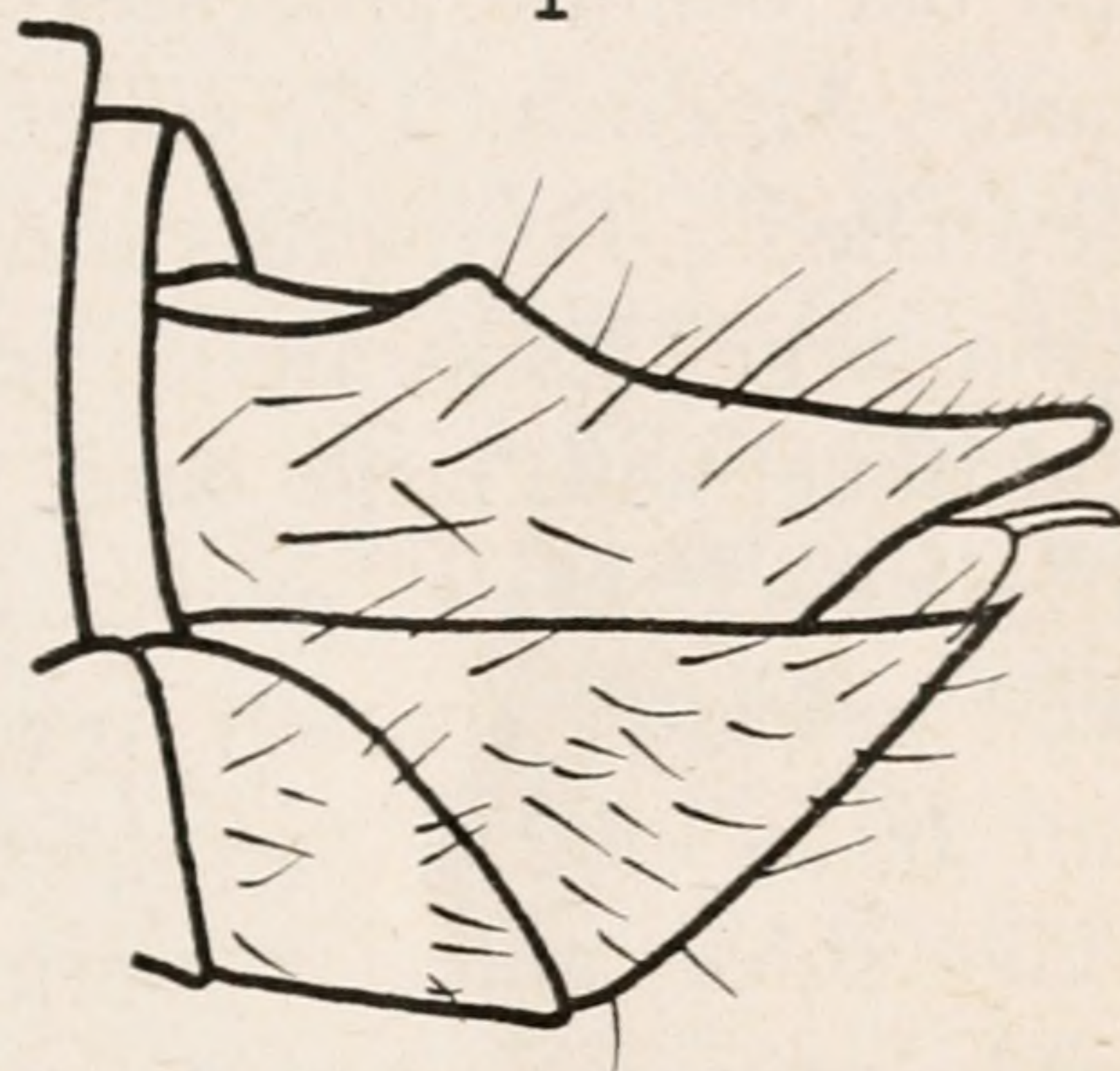
This species resembles *K. arcuata* Crawford but may readily be distinguished by its smaller size and lighter color. Miss Louise M. Russell of the National Museum has kindly compared the allotype with the type of *arcuata* and has noted various other differences chief of which are the following: In *arcuata* the wing is more angular at the apex; the vertex is nearly flat; the genae are about as long as the vertex and strongly reflexed against the anterior coxae.



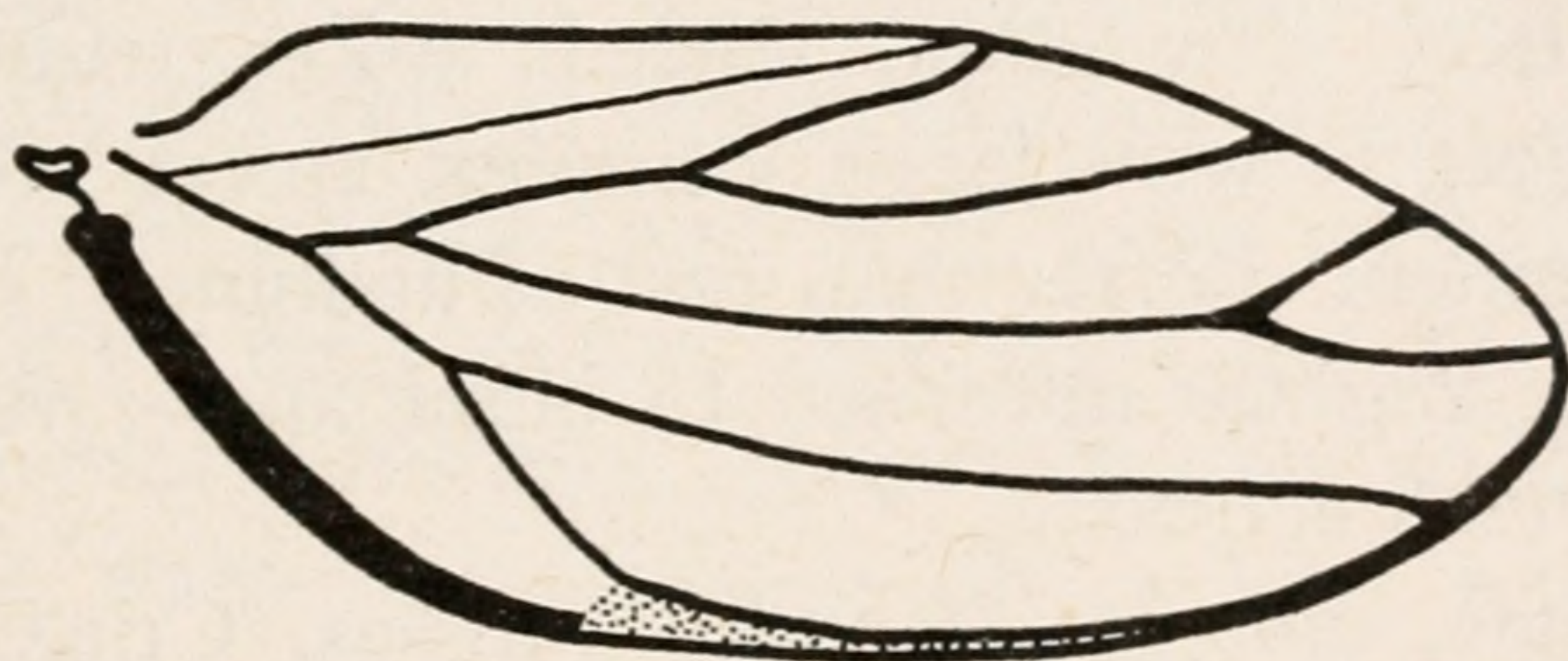
1



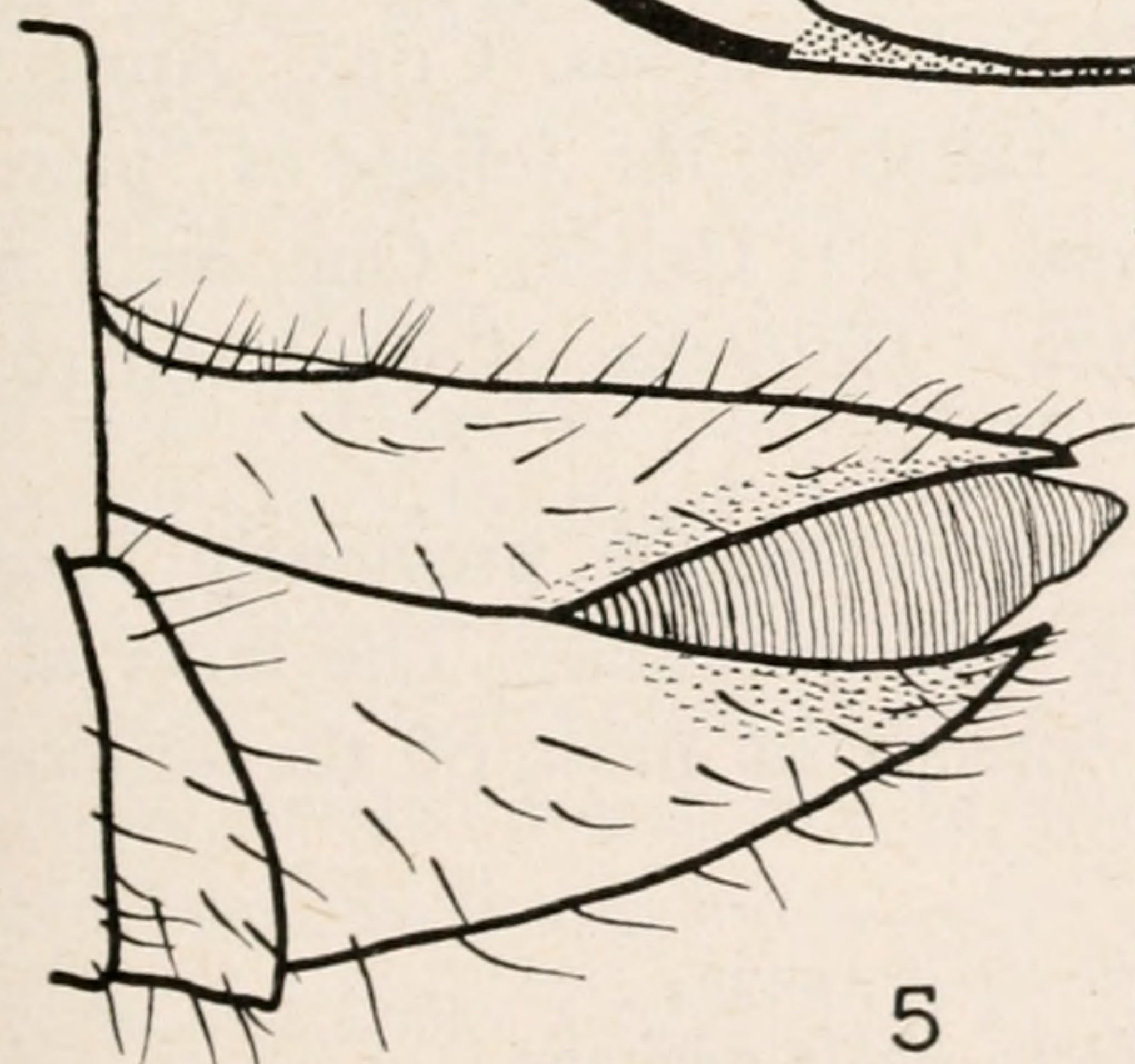
2



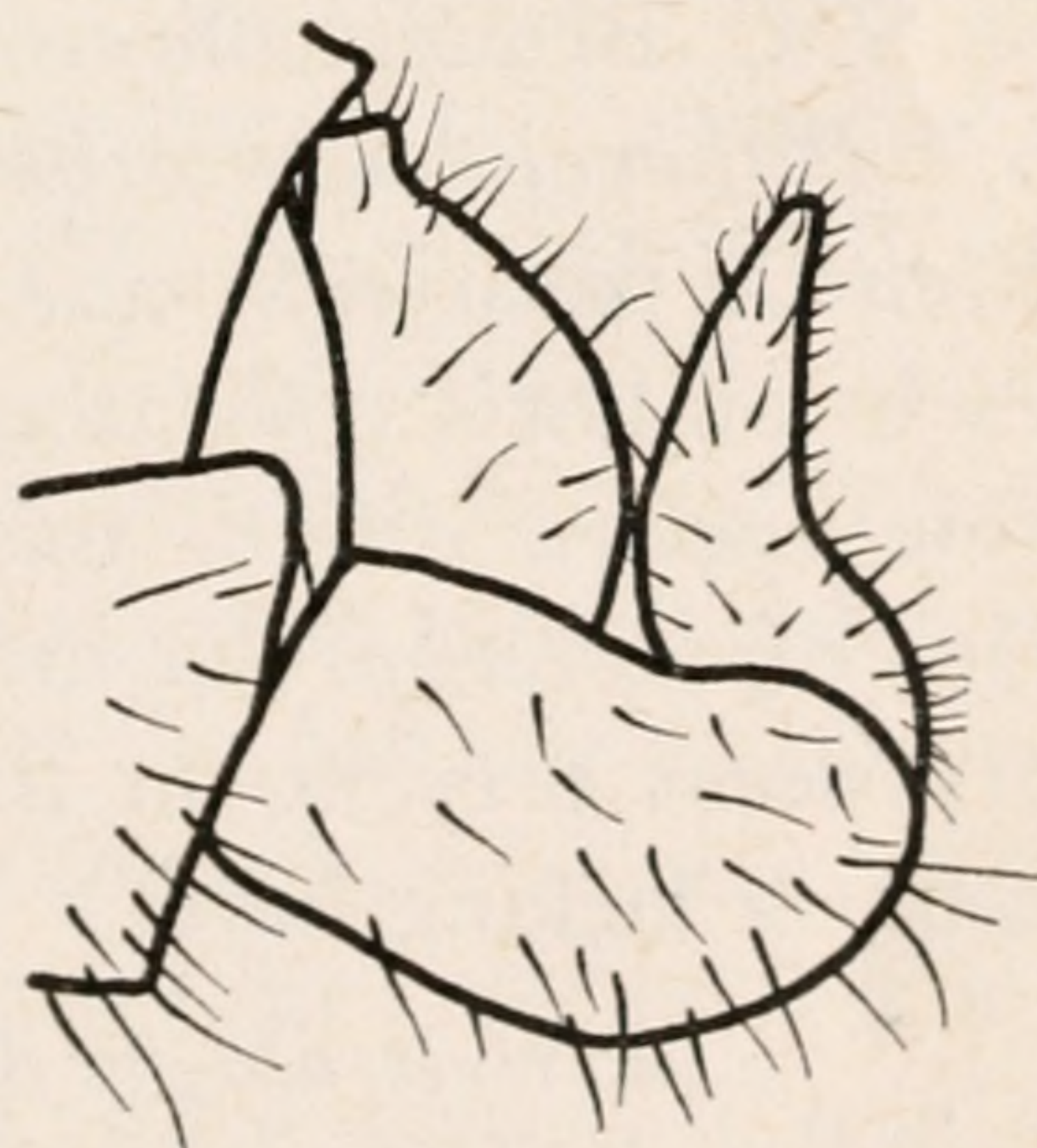
3



4



5



6

Heteropsylla distincta new species *

Figs. 1, 2, 3

Length to tip of folded wings 2.25 mm.

Color: Uniformly yellowish green. Tip of antennae dark, eyes red, wings hyaline.

Structure: Head large. Vertex narrowed anteriorly, distinctly separated from genae. Genae somewhat produced as small but definite processes. Frons not completely covered by genae. Antennae 1.75 times as long as width of head. Thorax well arched. Forewings about 2.5 times as long as wide; pterostigma large, Rs straight, marginal cells large, medial elongate. Hind tibiae with large basal spur.

Genitalia: Male genitalia large. Proctiger strongly narrowed apically, roundly produced caudad in middle. Forceps about .66 as long as proctiger; in lateral view very broad, nearly parallel sided, anterior margin straight to apex, caudal margin sharply excavate forming a slender, blunt, black tipped apical portion; in caudal view stout, bowed, apices truncate, black, touching. Aedeagus with large, complex apical portion. Female genital segment shorter than rest of abdomen; dorsal valve slender apically, slightly upturned to blunt apex; ventral valve shorter than dorsal, acute.

Holotype, male, *allotype*, female, Viñales, CUBA, April 15, 1930, S. C. Bruner collector. Taken on the foliage of "moruro rojo," *Pithecolobium arboreum* (L.) Urban. One male and five female paratypes same data. Holotype, allotype and paratypes in author's collection.

This species differs markedly from the previously known species of *Heteropsylla* in the male genitalia. The inner elongate process present on the forceps of most of the others is completely lacking here.

1. *Heteropsylla distincta*—forewing
2. *Heteropsylla distincta*—male genitalia
3. *Heteropsylla distincta*—female genitalia
4. *Katacephala tenuipennis*—forewing
5. *Katacephala tenuipennis*—female genitalia
6. *Katacephala tenuipennis*—male genitalia

* *distinctus* -a -um, L. adj.—separated, distinct.

Insects

ENTOMOLOGICAL NEWS

APRIL 1944



Vol. LV

DIV. INS.
U.S. NATL. MUS.

no 4

No. 4

CONTENTS

Harris & Drake—A second species of Elasmocorinae	85
Navy entomologist killed in New Guinea: Lt. W. M. Gordon	86
Whittaker & Stallings—Seasonal variation in Lepidoptera	87
Delays in publication	92
Tuthill—On some Cuban Psyllidae	93
La Rivers—A summary of the Mormon Cricket	97
Personal—Roger C. Smith	102
Freeman—The streckeri group of Megathymus	103
Notes and News in Entomology	105
Current Entomological Literature	107

PUBLISHED MONTHLY, EXCEPT AUGUST AND SEPTEMBER, BY
THE AMERICAN ENTOMOLOGICAL SOCIETY
PRINCE AND LEMON STS., LANCASTER, PA.
AND
THE ACADEMY OF NATURAL SCIENCES, PHILADELPHIA 3, PA.

Subscription, per yearly volume of ten numbers: \$3.00 domestic; \$3.30 foreign; \$3.15 Canada.
Entered as second-class matter April 19, 1943, at the post office at Lancaster, Pa., under the Act of March 3, 1879. Acceptance for mailing at the special rate of postage prescribed for in Section 1, Act of October 3, 1917, authorized January 15, 1921.

QL
461
E831
v. 54-55
Ent.

ENTOMOLOGICAL NEWS

VOLUME LIV, 1943

EDITORIAL STAFF

PHILIP P. CALVERT, PH.D., EDITOR

E. T. CRESSON, JR.

R. G. SCHMIEDER, PH.D.

A. G. RICHARDS, JR., PH.D.

J. A. G. REHN

PUBLISHED BY
THE AMERICAN ENTOMOLOGICAL SOCIETY
THE ACADEMY OF NATURAL SCIENCES
PHILADELPHIA, PA.

1943

